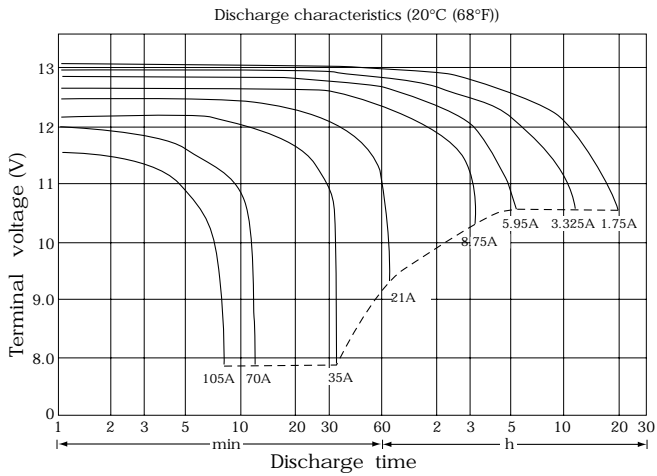
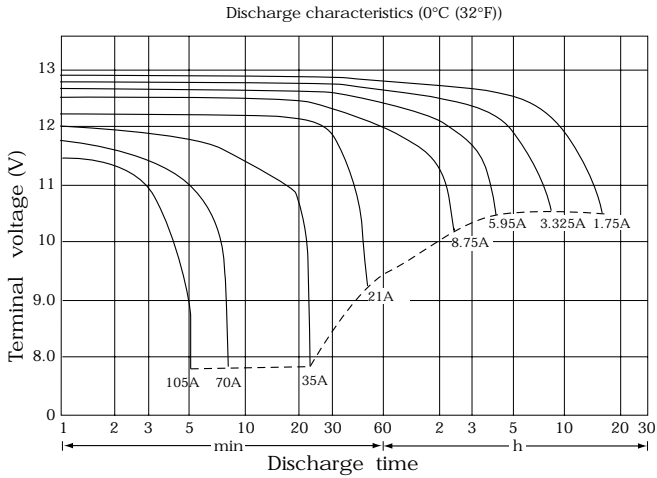


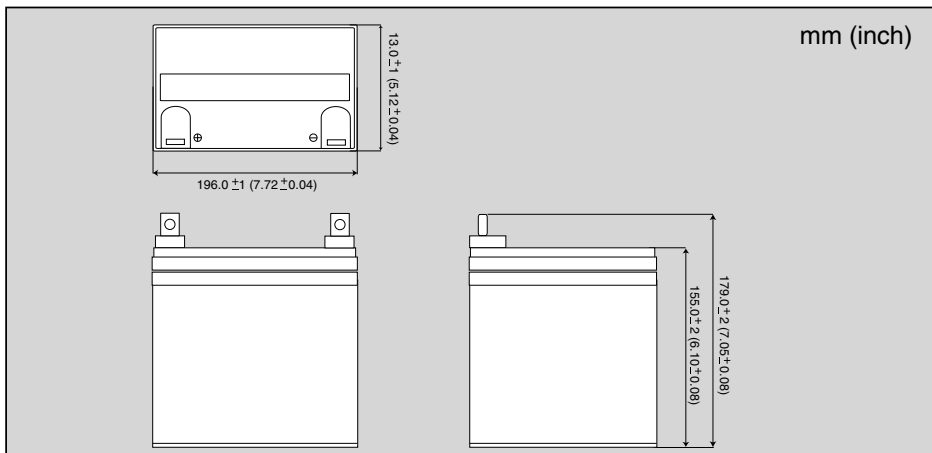
# RECHARGEABLE SEALED LEAD-ACID BATTERY

**ESU1-35**  
**12Volt 35AH**



TYPE		ESU1-35
NOMINAL VOLTAGE		12 Volt
NOMINAL CAPACITY		35 Ah / 20hr
DIMENSIONS	HEIGHT	179 mm
	LENGTH	196 mm
	WIDTH	130 mm
WEIGHT		APPROX. 12.54 kg
CAPACITY	20hr 1.75A	35.0 Ah
	5hr 5.95A	29.75 Ah
	1hr 21.00A	21.0 Ah
	1C 35.00A	17.5 Ah
INTERNAL RESISTANCE		APPROX. 9mΩ
MAX. DISCHARGE CURRENT		350 A (5 SEC.)
CHARGING VOLTAGE 20°C (68°F)	STANDBY USE	13.5-13.8V (-20mV/°C)
	CYCLE USE	14.4-15.0V (-30mV/°C)
MAX. CHARGE CURRENT		10.5 A

## Dimension



## Terminal

