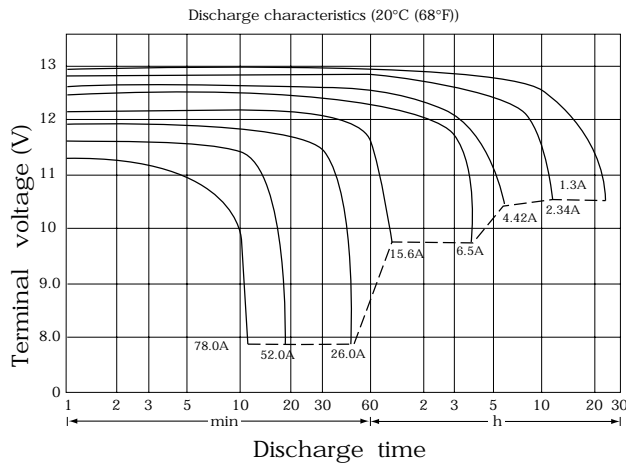
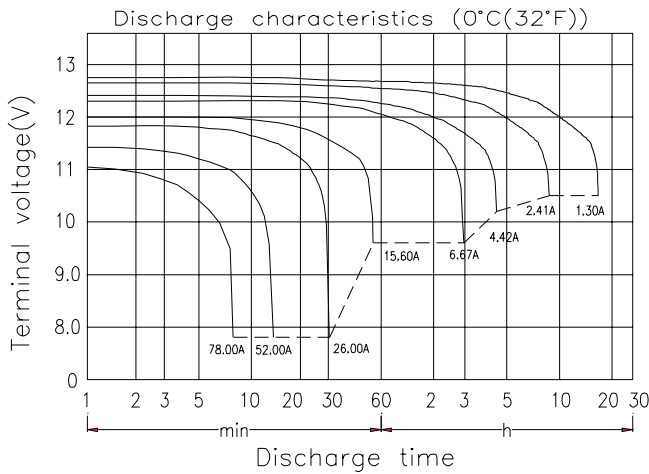


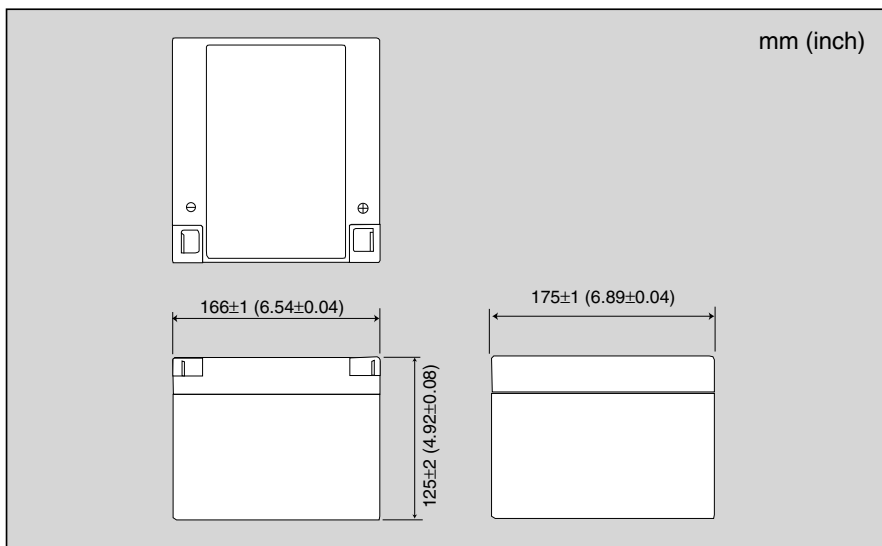
# RECHARGEABLE SEALED LEAD-ACID BATTERY

**ES26-12**  
**12Volt 26AH**



|                                 |             |                       |
|---------------------------------|-------------|-----------------------|
| TYPE                            |             | ES26-12               |
| NOMINAL VOLTAGE                 |             | 12 Volt               |
| NOMINAL CAPACITY                |             | 26 AH / 20 HR         |
| DIMENSIONS                      | HEIGHT      | 125 mm                |
|                                 | LENGTH      | 166 mm                |
|                                 | WIDTH       | 175 mm                |
| WEIGHT                          |             | APPROX. 8.39 KGS      |
| CAPACITY                        | 20HR 1.30A  | 26.0 AH               |
|                                 | 5HR 4.16A   | 20.8 AH               |
|                                 | 1HR 15.60A  | 15.6 AH               |
|                                 | 1C 26.60A   | 13.0 AH               |
| INTERNAL RESISTANCE             |             | APPROX. 10mΩ          |
| MAX. DISCHARGE CURRENT          |             | 340 A (5 SEC.)        |
| CHARGING VOLTAGE<br>20°C (68°F) | STANDBY USE | 13.5-13.8V (-20mV/°C) |
|                                 | CYCLE USE   | 14.4-15.0V (-30mV/°C) |
| MAX. CHARGE CURRENT             |             | 7.2 A                 |

Dimension



Terminal

